



AN THINH PRIMARY SCHOOL

Well Come
To Our Class 4A



Warm-up & Review



1

2

3

4

5

6

7

8


9

10

11

12

Aa Bb Cc



Guessing game



Thursday, January 22nd, 2025

Unit 5: Getting around

LESSON 2.1(A,B)

Period 67

It's time to learn ...





New words

near
behind
next to
opposite
in front of



Presentation

A

1. Listen and point. Repeat.



1



near

/niə(r)/
Gần

2



behind

/bi'haind/
Phía sau

3



next to

/nekst tu:/
Bên cạnh

4



opposite

/'ɒpəzɪt/
Đối diện

5



in front of

/ɪn frʌnt əv/
Phía trước

A

1. Listen and point. Repeat. 



near

/nɪə(r)/
Gần

A

1. Listen and point. Repeat. 



behind

**/bɪ'hɑɪnd/
Phía sau**

A

1. Listen and point. Repeat. 



next to

**/nekst tuː/
Bên cạnh**

A

1. Listen and point. Repeat. 



opposite

/'ɒpəzɪt/
Đối diện

A

1. Listen and point. Repeat. 



in front of

**/ɪn frʌnt əv/
Phía trước**



B

1. Listen and practice.



Where's the park?

It's next to the library.





Work in pairs



B 2. Circle the correct words. Practice.



A: Where's the library?

B: It's near / opposite
the park.



A: Where's the school?

B: It's *in front of* / behind
the market.



A: Where's the zoo?

B: It's *next to* / near
the market.



A: Where's the stadium?

B: It's *in front of* / opposite
the school.



A: Where's the library?

B: It's *behind* / near the swimming pool.

Work in group



B 2. Circle the correct words. Practice.



A: Where's the library?

B: It's near / opposite
the park.



A: Where's the zoo?

B: It's next to / near
the market.



A: Where's the library?

B: It's behind / near the swimming pool.



A: Where's the school?

B: It's in front of / behind
the market.



A: Where's the stadium?

B: It's in front of / opposite
the school.

CONSOLIDATION



LOOK AT THE PICTURES AND COMPLETE THE WORDS



1 Look and complete the words

n__ar

b__h__nd

n__xtt__

opposite

b__h__nd

n__xtt__

_pp__s_te

i_n fr__n_t_f

LOOK AT THE PICTURES AND COMPLETE THE WORDS

1



1 **n**ear

2



2 **b**ehind

3



3 **n**ext to

4



4 **o**pposite

5



5 **i**n front of

1 Look and complete the words

n **e**ar

b **e**hind

n **e**xt to

opposite

b **e**hind

n **e**xt to

opposite

in **f**ront **o**f

WRAP-UP



Today's lesson

Vocabularies

*near, behind, next to,
opposite, in front of.*

Structures/ Sentence patterns

*Where's the.....?
It'sthe.....*

Homelink:

- Review vocabulary at home.
- Prepare new lesson.



- Give your feeling

- What can you learn from the lesson today?

- Vote good students and good groups



Thank you

Goodbye!